


Yarmouth Energy Efficiency Report

November 2025 | Residential



Yarmouth at a Glance:

Total Residential Customers: 3,692

Total Income Eligible (IE) Customers: 406

Total Electricity Usage: 2,167,361 | YTD: 29,551,225

Total Energy Efficiency Surcharge (EES) Collected: \$200,575 | YTD: \$3,698,935

Participation:

Total Program Participation



Market Rate: 76 | YTD: 726

IE: 11 | YTD: 134

Home Energy Assessments



Market Rate: 9 | YTD: 105

HEAT Loan Participation



Market Rate: 5 | YTD: 60

Heat Pumps Installed



Market Rate: 4 | YTD: 39

IE: 1 | YTD: 10

Homes Weatherized

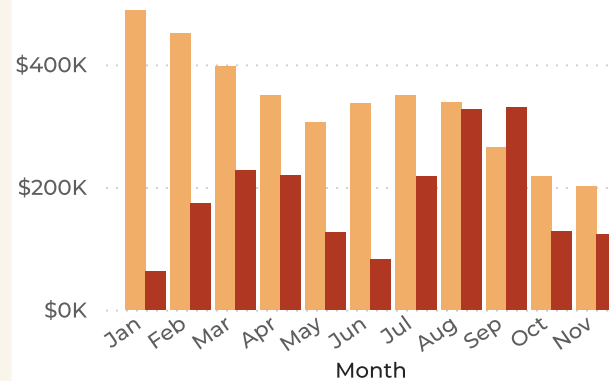


Market Rate: 5 | YTD: 52

IE: 2 | YTD: 13

Incentives and EES Collected

● Sum of Incentives ● Sum of Res EES Collected



Percent of Incentive

Received November 2025

Residential

28%

Income Eligible

57%

Savings and Usage

Total Incentives



Market Rate: \$66,491

YTD: \$991,007

IE: \$56,309 | YTD: \$1,027,057

Kilowatt Hours (kWh) Saved



Market Rate: 14,365

YTD: 263,104

IE: 13,026 | YTD: 73,208

CO₂ Emissions Avoided (Tons)



Market Rate: 13 | YTD: 170

IE: 132 | YTD: 1,488

MMBtu Saved




Market Rate: 101

YTD: 1,696

IE: 20 | YTD: 810

Yarmouth Energy Efficiency Report

November 2025 | Non-Residential



Yarmouth at a Glance:

Total Non-Residential Customers: 314

Total Electricity Usage: 1,907,823 | YTD: 25,936,458

Total Energy Efficiency Surcharge (EES) Collected: \$294,726 | YTD: \$2,066,754

Participation:

Total Program Participation



Current Month: 2
YTD: 48

Business Energy Assessments



Current Month: --
YTD: 4

Heat Pumps Installed



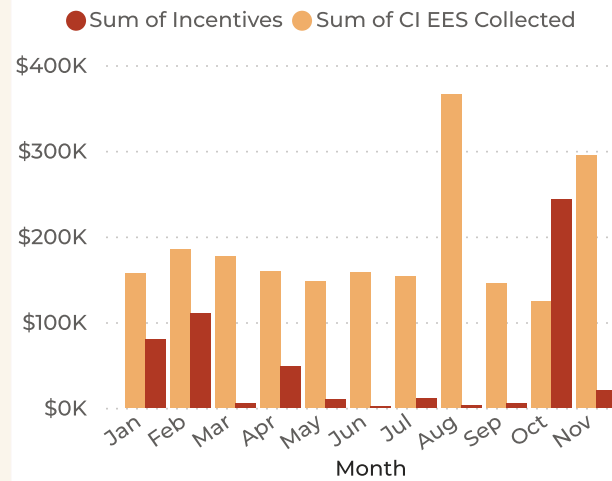
Current Month: --
YTD: 5

Businesses Weatherized



Current Month: --
YTD: 2

Incentives and EES Collected



Percent of Incentive Received November 2025

Non-Residential

51%

Savings and Usage

Total Incentives



Current Month: \$20,863
YTD: \$538,567

Kilowatt Hours (kWh) Saved



Current Month: 27,154
YTD: 210,218

CO₂ Emissions Avoided (Tons)



Current Month: 93
YTD: 797

MMBtu Saved



Current Month: --
YTD: 112

Yarmouth Energy Efficiency Report



Additional Information

Please note that the data provided in this report is preliminary. The final data for each year can be found in the Compact's Annual Report on Energy Efficiency Activities located at CapeLightCompact.org/reports.

- Customer counts are based on the number of active accounts in January
- A customer is deemed income-eligible if they are on the electric discount rate
- Total electric usage does not include solar or electric vehicles
- Total Program Participation includes customers who participated through the retail program
- Heat pump data reflects the number of households or businesses that received heat pumps